
















































# Multiplying by 5 and 10

(Skip counting)



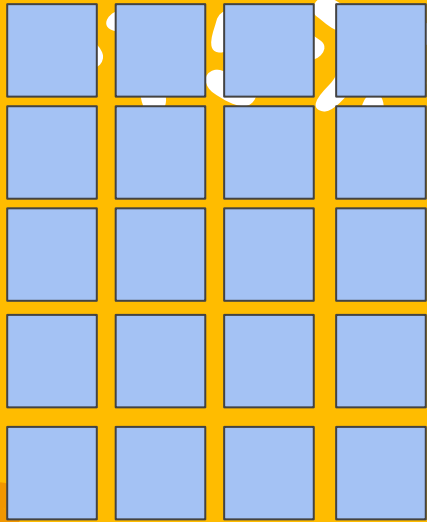
# Skip count by 5.

5	10	15	20	25	30	35	40	45
								
								
								
								
								
1x5	2x5	3x5	4x5	5x5	6x5	7x5	8x5	9x5

Skip count by 5 and add in the missing numbers.

5, \_\_\_\_\_, 15, \_\_\_\_\_, \_\_\_\_\_, 30, \_\_\_\_\_, 40, 45

Skip count by 5 to get 20.



$$5 + 5 + 5 + 5 = 20$$

$$5 \times \underline{\quad} = 20$$

$$5 \times \mathbf{4} = 20$$

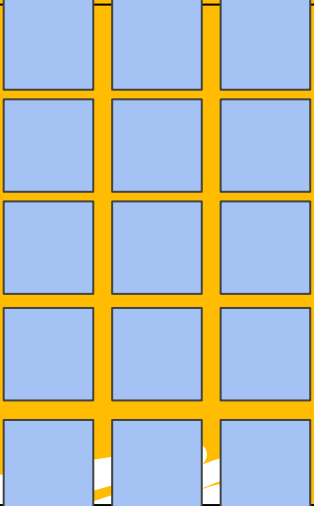




**Now, your turn!**

# Draw a picture and write it out as skip counting

Example for how to set it up:

<p><math>5 \times 3</math></p> <p><math>5 \times 3 = 15</math></p>			<p><math>5 + 5 + 5 = 15</math></p>
--	---	--	------------------------------------



A large, white, hand-drawn brushstroke in the top left corner, resembling a cloud or a burst of paint.

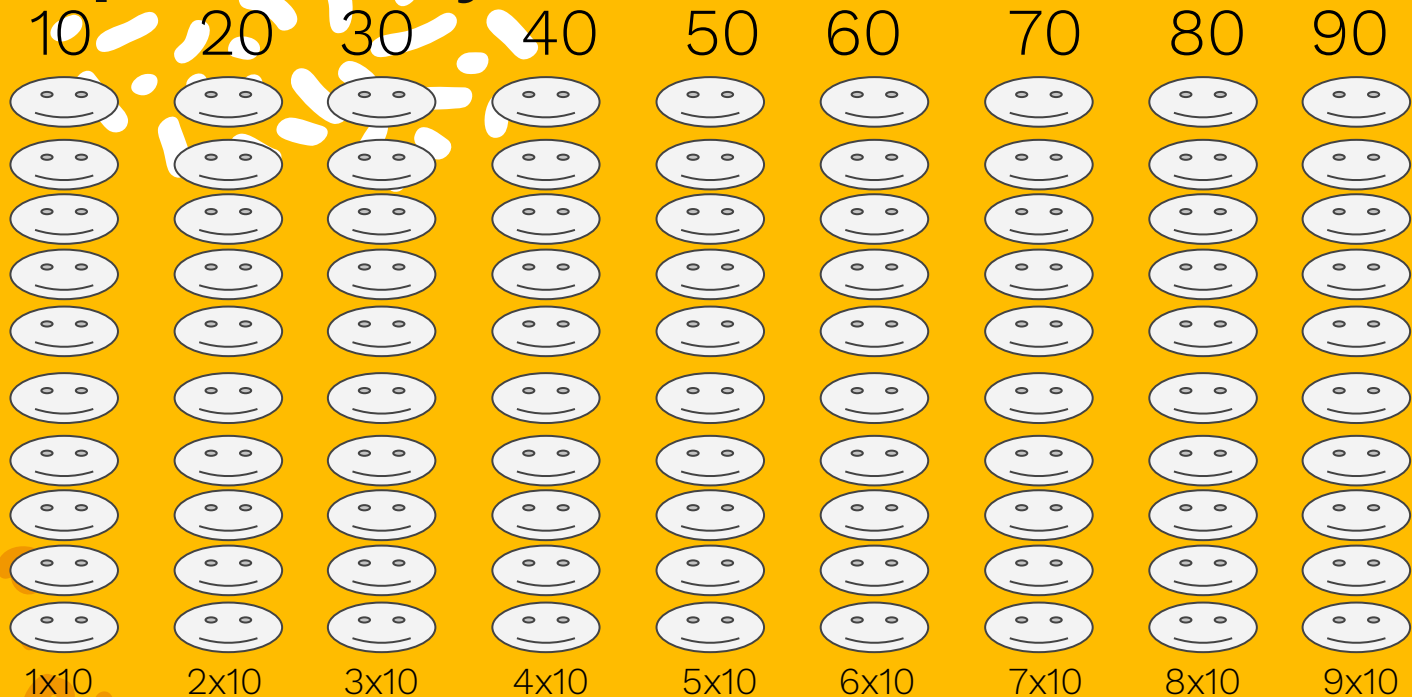
# Your turn...

Work with a partner. Take turns creating your own number sentences and solving them.

\*Remember the numbers we are using need to be the same.



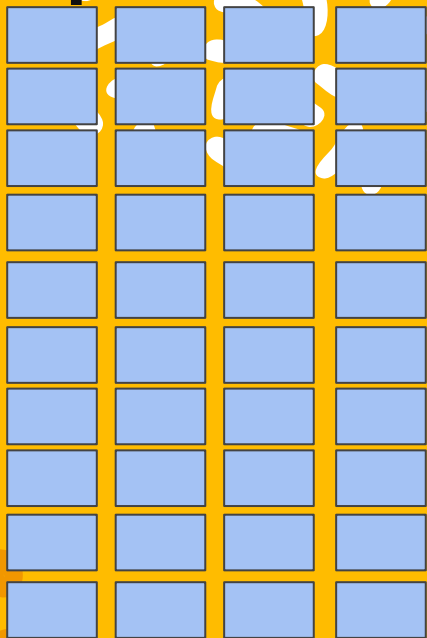
# Skip count by 10.



Skip count by 10 and add in the missing numbers.

5, \_\_\_\_\_, 15, \_\_\_\_\_, \_\_\_\_\_, 30, \_\_\_\_\_, 40, 45

Skip count by 10 to get 40.



$$10 + 10 + 10 + 10 = 40$$

$$10 \times \underline{\quad} = 40$$

$$10 \times \mathbf{4} = 40$$







**Now, your turn!**



# Draw a picture and write it out as skip counting

Example for how to set it up:

<p><math>10 \times 3</math></p> <p><math>10 \times 3 = 30</math></p>		<p><math>10 + 10 + 10 = 30</math></p>
--	--	---------------------------------------

A large, white, hand-drawn brushstroke in the top left corner of the slide.

# Your turn...

Work with a partner. Take turns creating your own number sentences and solving them.

\*Remember the numbers we are using need to be the same.



# Multiplication Tables

Fill in the multiplication table for 2s. Check yourself on the next page.

$1 \times 5 =$	$4 \times 5 =$	$7 \times 5 =$	$10 \times 5 =$
$2 \times 5 =$	$5 \times 5 =$	$8 \times 5 =$	$11 \times 5 =$
$3 \times 5 =$	$6 \times 5 =$	$9 \times 5 =$	$12 \times 5 =$

$1 \times 10 =$	$4 \times 10 =$	$7 \times 10 =$	$10 \times 10 =$
$2 \times 10 =$	$5 \times 10 =$	$8 \times 10 =$	$11 \times 10 =$
$3 \times 10 =$	$6 \times 10 =$	$9 \times 10 =$	$12 \times 10 =$

# Multiplication Tables

Check your answers.

$1 \times 5 =$ 5	$4 \times 5 =$ 20	$7 \times 5 =$ 35	$10 \times 5 =$ 50
$2 \times 5 =$ 10	$5 \times 5 =$ 25	$8 \times 5 =$ 40	$11 \times 5 =$ 55
$3 \times 5 =$ 15	$6 \times 5 =$ 30	$9 \times 5 =$ 45	$12 \times 5 =$ 60

$1 \times 10 =$ 10	$4 \times 10 =$ 40	$7 \times 10 =$ 70	$10 \times 10 =$ 100
$2 \times 10 =$ 20	$5 \times 10 =$ 50	$8 \times 10 =$ 80	$11 \times 10 =$ 110
$3 \times 10 =$ 30	$6 \times 10 =$ 60	$9 \times 10 =$ 90	$12 \times 10 =$ 120

# Today we...

Today we worked with multiplying by 5 and 10 to solve problems. We also used skip counting. Students used manipulatives, drawings, and/or verbal explanations.



## Free templates for all your presentation needs



For PowerPoint and  
Google Slides



100% free for personal  
or commercial use



Ready to use,  
professional and  
customizable



Blow your audience  
away with attractive  
visuals

