



Multiplying by 3 (Skip counting)

Skip count by 3.

3 6 9 12 15 18 21

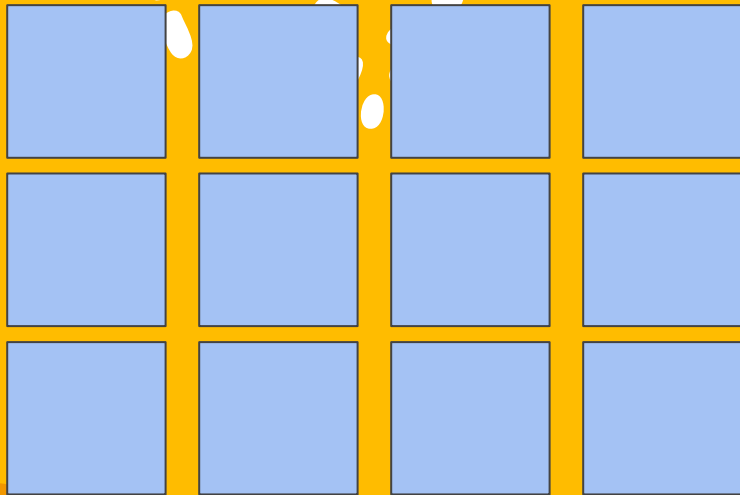
24 27

1x3 2x3 3x3 4x3 5x3 6x3 7x3 8x3 9x3

Skip count by 3 and add in the missing numbers.

3, 6, _____, 12, _____, 18, _____, 24, _____

Skip count by 3 to get 12.



$$3 + 3 + 3 + 3 = 12$$

$$3 \times \underline{\quad} = 12$$

$$3 \times \mathbf{4} = 12$$



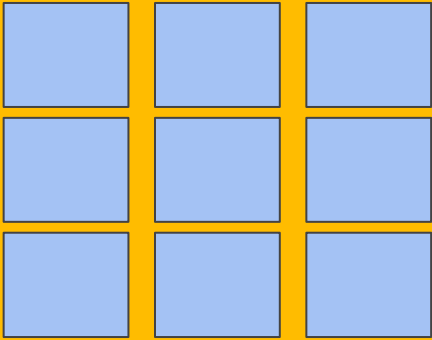


Now, your turn!

Draw a picture and write it out as skip counting

Example for how to set it up:

3×3



$3 \times 3 = 9$

$3 + 3 + 3 = 9$



Your turn...

Work with a partner. Take turns creating your own number sentences and solving them.

*Remember the numbers we are using need to be the same.





Multiplication Tables

Fill in the multiplication table for 2s. Check yourself on the next page.


$1 \times 3 =$	$4 \times 3 =$	$7 \times 3 =$	$10 \times 3 =$
$2 \times 3 =$	$5 \times 3 =$	$8 \times 3 =$	$11 \times 3 =$
$3 \times 3 =$	$6 \times 3 =$	$9 \times 3 =$	$12 \times 3 =$



Multiplication Tables

Check your answers.

$1 \times 3 =$ 3	$4 \times 3 =$ 12	$7 \times 3 =$ 21	$10 \times 3 =$ 30
$2 \times 3 =$ 6	$5 \times 3 =$ 15	$8 \times 3 =$ 24	$11 \times 3 =$ 33
$3 \times 3 =$ 9	$6 \times 3 =$ 18	$9 \times 3 =$ 27	$12 \times 3 =$ 36



Today we...

Today we worked with multiplying by 3 to solve problems. We also used skip counting. Students used manipulatives, drawings, and/or verbal explanations.

Slides Carnival

Free templates for all your presentation needs



For PowerPoint and
Google Slides



100% free for personal
or commercial use



Ready to use,
professional and
customizable



Blow your audience
away with attractive
visuals

